



SANTA CLARA VALLEY WATER DISTRICT

NON-AGENDA

May 28, 2021

Board Policy EL-7 Communication and Support to the Board
The BAOs shall inform and support the Board in its work.

Page	<u>CEO BULLETIN & NEWSLETTERS</u>
	CEO Bulletin: None
	<u>BOARD MEMBER REQUESTS & INFORMATIONAL ITEMS</u>
	BMR/IBMR Weekly Reports: None
4	Memo from Darin Taylor, CFO, to the Board of Directors, dated 5/17/21, regarding Summary of Monthly Report of Investments, April 2021.
	<u>INCOMING BOARD CORRESPONDENCE</u>
22	Board Correspondence Weekly Report: 05/27/21
23	Email from Jonathan Cholula, to Director Kremen, dated 5/19/21, regarding Application for Good Neighbor Fencing (C-21-0062).
27	Email from Cecilia Becker, to the Board of Directors, dated 5/20/21, regarding the Desalination and Water Purification Plants/Systems (C-21-0063).
28	Email from Bob, to Director Keegan, dated 5/20/21, regarding Water Rates (C-21-0064).
30	Email from David Siegal, to Director Varela, dated 5/21/21, regarding the Encampments located along Mervyn's Way and Capitol Expressway adjacent to Lower Silver Creek (C-21-0065).
33	Email from Jennifer Jenkins, to the Board of Directors, dated 5/22/21, regarding Creek Clean-Up (C-21-0066).
34	Email from Jon Klemens, to the Board of Directors, dated 5/24/21, regarding Creek Clean-Up (C-21-0067).
35	Email from Donelle Morgan, to the Board of Directors, dated 5/25/21, regarding the 2020 Draft Urban Water Management Plan (C-21-0068).
	<u>OUTGOING BOARD CORRESPONDENCE</u>
37	Email from Chair Estremera, to Ayme Venegas, dated 5/21/21, regarding the Encampments located along Mervyn's Way and Capitol Expressway adjacent to Lower Silver Creek (C-21-0058).
46	Email from Director Varela, to David Siegal, dated 5/21/21, regarding the Encampments located along Mervyn's Way and Capitol Expressway adjacent to Lower Silver Creek (C-21-0059).
51	Email from Chair Estremera, to Rochelle Leggett, dated 5/21/21, regarding the Encampments located along Mervyn's Way and Capitol Expressway adjacent to Lower Silver Creek.

Board correspondence has been removed from the online posting of the Non-Agenda to protect personal contact information. Lengthy reports/attachments may also be removed due to file size limitations. Copies of board correspondence and/or reports/attachments are available by submitting a public records request to publicrecords@valleywater.org.

CEO BULLETIN

BOARD MEMBER REQUESTS and Informational Items

**MEMORANDUM**

FC 14 (02-08-19)


TO: Board of Directors**FROM:** Darin Taylor,
Chief Financial Officer**SUBJECT:** Summary of Monthly Report of Investments,
April 2021**DATE:** May 17, 2021

In accordance with the Santa Clara Valley Water District Board (Valley Water) Investment policy, staff provides a detailed investment report to the Board of Directors on a quarterly basis. In addition to the quarterly investment report, Government Code section 53607 requires the Treasurer of the local agency who has been delegated with the authority to invest funds to provide a monthly report of the investment transactions to the legislative body. This report is provided to the Board in compliance with Government Code section 53607 and Executive Limitation-4 Financial Management.

Attached is the report of investments for the month of April 2021. All investments were in compliance with the Investment Policy and performed on par with Valley Water's benchmark yield. The attached report includes a summary of the portfolio holdings, details of each security in the portfolio and an investment activity summary with comparisons to the previous 12 months. The following are highlights of the investment activities for the month:

- The book value of Valley Water's portfolio as of April 30, 2021, was \$750.4 million.
- Valley Water's portfolio is invested with a primary goal of safety. To accomplish this goal, we only invest in securities that are permitted by California Government Code and the Board Investment Policy. These securities have high credit ratings and maturities of no more than 5 years. As of April 30, 2021, approximately 64% of the portfolio was held in US Government Treasury/Agency/Municipal Bonds, 32% was held in liquid funds (Local Area Investment Fund, money market mutual fund, and short-term deposits), and 4% in supranational/corporate medium-term notes.
- The portfolio had a yield-to-maturity of 1.075% for the month of April 30, 2021. This is 0.28% above Valley Water's benchmark, the 24-month floating average of the 2-year Treasury note, which was 0.798%. The portfolio yield is expected to continue to decline due to the overall lower interest rate environment.
- Valley Water's portfolio is reviewed every month for compliance with the Investment Policy. All investments were in compliance for the reporting period.
- California Government Code requires that a public entity structure its portfolio so that it, at minimum, can meet expenditures for the next six months. The investment portfolio has been structured to ensure that sufficient monies will be available to cover anticipated expenditures in the coming six months.

If you have any questions regarding the Investment Report, please contact Darin Taylor, Chief Financial Officer, at 408-630-3068.

DocuSigned by:
 5/18/2021
FAC559BD0748448

Darin Taylor
Chief Financial Officer

Attachment: Monthly Report of Investments for April 2021




**Santa Clara Valley Water Dist.
Portfolio Management
Portfolio Summary
April 30, 2021**


SANTA CLARA VALLEY WATER
5750 Almaden Expressway
San Jose, San Jose, Ca 951
(408)265-2607

Investments	Par Value	Market Value	Book Value	% of Portfolio	YTM 365 Equiv.	Term	Days to Maturity
Treasury Securities - Coupon	30,000,000.00	30,055,188.00	29,984,521.95	4.00	1.135	1,314	933
Federal Agency Issues - Coupon	375,130,000.00	380,503,383.02	376,773,091.23	50.21	1.317	1,459	992
Negotiable CD's - Interest Bearing	480,000.00	495,590.64	480,000.00	0.06	2.173	1,645	935
LAIF	74,198,924.00	74,198,924.00	74,198,924.00	9.89	0.440	1	1
Medium Term Notes	15,003,000.00	15,338,214.15	14,891,817.93	1.98	2.477	1,495	671
Money Market Account	57,583,225.18	57,583,225.18	57,583,225.18	7.67	0.040	1	1
TimeCD_Deposit Account	111,838,651.44	111,838,651.44	111,838,651.44	14.90	0.307	1	1
Supranational	13,000,000.00	13,280,518.43	13,156,972.28	1.75	1.385	1,623	1,219
Municipal Bonds	71,321,427.09	73,154,429.69	71,474,484.72	9.53	2.108	1,447	730
Investments	748,555,227.71	756,448,124.55	750,381,688.73	100.00%	1.075	982	640

Total Earnings	April 30 Month Ending	Fiscal Year To Date
Current Year	676,960.64	7,212,778.46
Average Daily Balance	735,146,210.96	686,492,356.35
Effective Rate of Return	1.12%	1.26%

Current market pricing is updated at the end of each month from data provided by Interactive Data, a securities pricing service.

DocuSigned by:

 Charlene Sun
 Treasury/Debt Officer

DocuSigned by:

 Darin Taylor
 Chief Financial Officer

5/18/2021
Date

5/18/2021

**Santa Clara Valley Water Dist.
Portfolio Management
Activity Summary
April 2020 through April 2021**

Month End	Year	Number of Securities	Total Invested	Yield to Maturity		Managed Pool Rate	Number of Investments Purchased	Number of Investments Redeemed	Average Term	Average Days to Maturity
				360 Equivalent	365 Equivalent					
April	2020	178	653,703,881.14	1.741	1.765	2.030	0	6	855	524
May	2020	172	632,214,648.66	1.647	1.670	2.030	0	12	827	511
June	2020	171	699,817,771.89	1.438	1.458	2.030	9	5	767	483
July	2020	166	663,578,832.69	1.431	1.451	1.470	1	3	800	494
August	2020	170	662,003,112.78	1.413	1.432	1.470	7	5	852	534
September	2020	165	660,781,931.46	1.394	1.413	1.470	0	3	844	512
October	2020	173	652,434,123.09	1.359	1.378	0.840	11	1	920	570
November	2020	173	648,593,642.80	1.344	1.363	0.840	1	4	915	556
December	2020	177	696,674,989.43	1.224	1.241	0.840	8	5	893	564
January	2021	181	723,590,911.95	1.156	1.172	0.630	9	4	919	589
February	2021	182	714,887,370.60	1.174	1.191	0.630	5	1	976	626
March	2021	187	727,269,950.90	1.123	1.139	0.630	6	4	998	656
April	2021	184	750,381,688.73	1.060	1.075	0.440	1	2	982	640
Average		175	683,533,296.62	1.346%	1.365%	1.181	4	4	888	558

Santa Clara Valley Water Dist.
Portfolio Management
Activity By Type
April 1, 2021 through April 30, 2021

CUSIP	Investment #	Issuer	Stated Rate	Transaction Date	Purchases or Deposits	Redemptions or Withdrawals	Balance
Treasury Securities - Coupon							
Subtotal							29,984,521.95
Federal Agency Issues - Coupon							
3130AM2K7	5513	Federal Home Loan Bank	0.500	04/28/2021	10,000,000.00	0.00	
3135G0U27	5276	Fed Natl Mortgage Assoc	2.500	04/13/2021	0.00	5,000,000.00	
Subtotal							376,773,091.23
Negotiable CD's - Interest Bearing							
Subtotal							480,000.00
LAIF (Monthly Summary)							
SYS88-0237LAIF	88-0237LAIF	Local Agency Investment Fund	0.440		80,972.94	0.00	
Subtotal							74,198,924.00
Medium Term Notes							
Subtotal							14,891,817.93
Money Market Account (Monthly Summary)							
23380W523	4102	Daily Income US Gov MMF	0.040		55,937,577.75	41,783,000.00	
Subtotal							57,583,225.18
TimeCD_Deposit Account (Monthly Summary)							
SYS5317	5317	Excite CU FKA Alliance CU	2.470		493.77	0.00	
SYS5311	5311	Bank of San Francisco	2.250		1,365.85	0.00	
SYS5481	5481	Bank of San Francisco	0.449		5,177.65	0.00	
SYS5309	5309	Community Bank of the Bay	2.701		573.92	573.92	
SYS5371	5371	Community Bank of the Bay	0.500		1,945.12	0.00	
SYS4912	4912	Deposit Account	0.050		5,922,805.29	100.00	
SYS5395	5395	Meriwest Credit Union	0.500		101.79	0.00	
SYS5398	5398	Meriwest Credit Union	2.500		9,958.03	0.00	
SYS5397	5397	Provident Credit Union	2.579		511.98	0.00	
SYS5369	5369	Technology Credit Union	0.410		5,172.89	0.00	
Subtotal							111,838,651.44
Supranational							
4581X0DB1	5208	Inter-American Dev't Bank	2.625	04/19/2021	0.00	2,000,000.00	
Subtotal							13,156,972.28

**Santa Clara Valley Water Dist.
Portfolio Management
Activity By Type
April 1, 2021 through April 30, 2021**

CUSIP	Investment #	Issuer	Stated Rate	Transaction Date	Purchases or Deposits	Redemptions or Withdrawals	Balance
Municipal Bonds							
		Subtotal					71,474,484.72
		Total			71,966,656.98	48,783,673.92	750,381,688.73

Santa Clara Valley Water Dist. Portfolio Management Portfolio Details - Investments April 30, 2021

CUSIP	Investment #	Issuer	Average Balance	Purchase Date	Par Value	Market Value	Book Value	Stated Rate	YTM 365	Term	Days to Maturity	Maturity Date
Treasury Securities - Coupon												
9128284P2	5277	US Treasury Bill		09/21/2018	3,000,000.00	3,002,571.00	2,999,728.54	2.625	2.871	967	14	05/15/2021
912828VB3	5384	US Treasury Bill		06/18/2019	3,000,000.00	3,095,274.00	2,995,823.80	1.750	1.821	1,427	744	05/15/2023
9128286U9	5404	US Treasury Bill		09/27/2019	3,000,000.00	3,063,516.00	3,015,806.05	2.125	1.604	961	379	05/15/2022
9128286U9	5405	US Treasury Bill		09/27/2019	3,000,000.00	3,063,516.00	3,015,170.02	2.125	1.625	961	379	05/15/2022
9128286U9	5430	US Treasury Bill		12/12/2019	3,000,000.00	3,063,516.00	3,014,403.20	2.125	1.651	885	379	05/15/2022
912828ZT0	5496	US Treasury Bill		01/12/2021	5,000,000.00	4,922,265.00	4,968,715.42	0.250	0.412	1,600	1,491	05/31/2025
912828ZT0	5499	US Treasury Bill		01/27/2021	5,000,000.00	4,922,265.00	4,986,846.59	0.250	0.325	1,585	1,491	05/31/2025
912828ZT0	5500	US Treasury Bill		01/27/2021	5,000,000.00	4,922,265.00	4,988,028.33	0.250	0.319	1,585	1,491	05/31/2025
Subtotal and Average			29,985,293.86		30,000,000.00	30,055,188.00	29,984,521.95		1.135	1,314	933	
Federal Agency Issues - Coupon												
3133EG5D3	5086	Federal Farm Credit Bank		01/27/2017	3,000,000.00	3,043,819.74	3,000,000.00	2.030	2.030	1,826	271	01/27/2022
3133EJTB5	5249	Federal Farm Credit Bank		06/29/2018	4,500,000.00	4,619,454.84	4,502,226.29	2.800	2.748	1,398	361	04/27/2022
3133EJSA8	5252	Federal Farm Credit Bank		07/03/2018	5,000,000.00	5,017,402.80	5,000,187.27	2.730	2.702	1,084	51	06/21/2021
3133EJP60	5318	Federal Farm Credit Bank		01/23/2019	3,000,000.00	3,170,813.88	3,018,481.77	3.000	2.672	1,560	731	05/02/2023
3133EJW70	5327	Federal Farm Credit Bank		01/25/2019	3,000,000.00	3,005,310.90	3,000,578.78	2.875	2.586	852	25	05/26/2021
3133ED2B7	5333	Federal Farm Credit Bank		02/01/2019	1,000,000.00	1,079,661.98	1,023,418.67	3.610	2.560	1,690	870	09/18/2023
3133EKAK2	5339	Federal Farm Credit Bank		02/14/2019	3,000,000.00	3,057,900.06	2,999,465.44	2.530	2.554	1,096	289	02/14/2022
3133EKBV7	5348	Federal Farm Credit Bank		03/01/2019	3,000,000.00	3,061,689.03	3,000,670.12	2.550	2.522	1,096	304	03/01/2022
3133EKLA2	5372	Federal Farm Credit Bank		05/15/2019	3,000,000.00	3,130,207.11	3,005,649.51	2.300	2.203	1,461	744	05/15/2023
3133EKLA2	5375	Federal Farm Credit Bank		05/24/2019	1,805,000.00	1,883,341.28	1,810,613.34	2.300	2.140	1,452	744	05/15/2023
3133EKLQ7	5376	Federal Farm Credit Bank		06/03/2019	5,000,000.00	5,004,239.05	5,000,493.18	2.250	2.022	714	16	05/17/2021
3133EKQP4	5377	Federal Farm Credit Bank		06/12/2019	5,000,000.00	5,138,996.30	4,997,586.08	1.875	1.906	1,279	590	12/12/2022
3133EKPG5	5380	Federal Farm Credit Bank		06/10/2019	3,000,000.00	3,132,140.76	3,014,942.95	2.125	1.903	1,548	857	09/05/2023
3133EDBU5	5381	Federal Farm Credit Bank		06/10/2019	3,000,000.00	3,249,873.00	3,121,707.29	3.500	1.887	1,654	963	12/20/2023
3133EHN25	5382	Federal Farm Credit Bank		06/18/2019	3,000,000.00	3,141,179.46	3,020,769.23	2.200	1.910	1,597	914	11/01/2023
3133EKKU9	5383	Federal Farm Credit Bank		06/18/2019	3,000,000.00	3,151,894.26	3,028,932.15	2.300	1.899	1,604	921	11/08/2023
3133ECPM0	5385	Federal Farm Credit Bank		06/20/2019	4,596,000.00	4,779,156.62	4,623,996.15	2.125	1.814	1,425	744	05/15/2023
3133ECGU2	5386	Federal Farm Credit Bank		06/20/2019	5,000,000.00	5,175,303.60	5,029,062.81	2.120	1.791	1,350	669	03/01/2023
3133EKSJ7	5387	Federal Farm Credit Bank		06/26/2019	3,000,000.00	3,101,605.02	2,997,271.35	1.770	1.814	1,461	786	06/26/2023
3133EKTG1	5392	Federal Farm Credit Bank		07/01/2019	3,000,000.00	3,057,783.21	2,998,973.33	1.750	1.780	1,096	426	07/01/2022
3133EJWA3	5403	Federal Farm Credit Bank		09/27/2019	1,000,000.00	1,048,212.57	1,021,795.09	2.900	1.616	1,225	643	02/03/2023
3133EHP2	5406	Federal Farm Credit Bank		09/27/2019	3,000,000.00	3,047,630.70	3,006,459.50	1.900	1.644	896	314	03/11/2022
3133EKPT7	5425	Federal Farm Credit Bank		11/22/2019	2,175,000.00	2,263,397.98	2,197,712.65	2.125	1.610	1,291	765	06/05/2023
3133ECPU2	5426	Federal Farm Credit Bank		12/11/2019	1,000,000.00	1,019,702.44	1,003,390.87	2.000	1.667	888	381	05/17/2022
3133ELEL4	5432	Federal Farm Credit Bank		12/19/2019	5,000,000.00	5,155,408.45	5,000,000.00	1.690	1.690	1,245	746	05/17/2023
3133ELNE0	5440	Federal Farm Credit Bank		02/27/2020	5,000,000.00	5,151,801.65	5,029,274.67	1.430	1.214	1,448	1,019	02/14/2024
3133ELQD9	5442	Federal Farm Credit Bank		03/04/2020	5,000,000.00	5,124,482.15	5,002,628.54	1.230	1.211	1,461	1,038	03/04/2024

Santa Clara Valley Water Dist.
Portfolio Management
Portfolio Details - Investments
April 30, 2021

CUSIP	Investment #	Issuer	Average Balance	Purchase Date	Par Value	Market Value	Book Value	Stated Rate	YTM 365	Term	Days to Maturity	Maturity Date
Federal Agency Issues - Coupon												
3133ELQD9	5443	Federal Farm Credit Bank		03/04/2020	3,000,000.00	3,074,689.29	3,004,982.93	1.230	1.170	1,461	1,038	03/04/2024
3133ELQD9	5459	Federal Farm Credit Bank		08/06/2020	5,000,000.00	5,124,482.15	5,136,345.73	1.230	0.265	1,306	1,038	03/04/2024
3133EL3P7	5460	Federal Farm Credit Bank		08/12/2020	5,000,000.00	4,934,318.00	5,000,000.00	0.530	0.530	1,826	1,564	08/12/2025
3133ELQD9	5462	Federal Farm Credit Bank		08/07/2020	5,000,000.00	5,124,482.15	5,136,797.44	1.230	0.262	1,305	1,038	03/04/2024
3133EMJS2	5489	Federal Farm Credit Bank		12/09/2020	5,000,000.00	4,981,908.90	5,000,000.00	0.440	0.440	1,461	1,318	12/09/2024
3133EMSU7	5510	Federal Farm Credit Bank		03/09/2021	5,000,000.00	4,971,232.05	5,000,000.00	0.800	0.800	1,826	1,773	03/09/2026
313379RB7	5131	Federal Home Loan Bank		08/23/2017	3,000,000.00	3,005,733.39	3,000,701.75	1.875	1.657	1,388	41	06/11/2021
3130A1B80	5237	Federal Home Loan Bank		06/19/2018	4,620,000.00	4,719,839.36	4,613,255.21	2.625	2.804	1,361	314	03/11/2022
313378CR0	5241	Federal Home Loan Bank		06/21/2018	5,000,000.00	5,093,425.75	4,978,080.22	2.250	2.789	1,359	314	03/11/2022
313378CR0	5243	Federal Home Loan Bank		06/21/2018	5,000,000.00	5,093,425.75	4,978,460.78	2.250	2.780	1,359	314	03/11/2022
3133XPKG8	5244	Federal Home Loan Bank		06/21/2018	5,000,000.00	5,424,167.45	5,164,198.35	4.750	2.848	1,723	678	03/10/2023
3130AFE78	5319	Federal Home Loan Bank		01/23/2019	3,000,000.00	3,135,578.79	3,013,626.06	3.000	2.699	1,416	587	12/09/2022
3130AFE78	5332	Federal Home Loan Bank		01/28/2019	3,000,000.00	3,135,578.79	3,014,298.33	3.000	2.684	1,411	587	12/09/2022
313383YJ4	5334	Federal Home Loan Bank		02/01/2019	2,000,000.00	2,144,640.98	2,035,942.04	3.375	2.560	1,680	860	09/08/2023
3130AFE78	5336	Federal Home Loan Bank		02/04/2019	3,000,000.00	3,135,578.79	3,018,854.90	3.000	2.585	1,404	587	12/09/2022
3130A3VC5	5374	Federal Home Loan Bank		05/24/2019	3,000,000.00	3,149,649.21	3,008,135.38	2.250	2.140	1,659	951	12/08/2023
3133834G3	5378	Federal Home Loan Bank		06/06/2019	3,000,000.00	3,120,638.61	3,011,046.94	2.125	1.942	1,464	769	06/09/2023
3130AAHE1	5390	Federal Home Loan Bank		06/24/2019	5,000,000.00	5,283,665.75	5,077,664.68	2.500	1.875	1,628	951	12/08/2023
3130AHJY0	5418	Federal Home Loan Bank		11/08/2019	3,000,000.00	3,025,722.39	2,998,610.48	1.625	1.711	742	202	11/19/2021
313378JP7	5421	Federal Home Loan Bank		11/21/2019	3,000,000.00	3,024,250.44	3,008,330.34	2.375	1.585	659	132	09/10/2021
3133834G3	5423	Federal Home Loan Bank		11/22/2019	3,000,000.00	3,120,638.61	3,031,697.10	2.125	1.607	1,295	769	06/09/2023
3133834G3	5424	Federal Home Loan Bank		11/22/2019	3,240,000.00	3,370,289.70	3,273,940.55	2.125	1.611	1,295	769	06/09/2023
3133834G3	5427	Federal Home Loan Bank		12/11/2019	1,000,000.00	1,040,212.87	1,009,122.51	2.125	1.677	1,276	769	06/09/2023
3130A3GE8	5466	Federal Home Loan Bank		08/26/2020	5,000,000.00	5,394,421.90	5,422,750.23	2.750	0.390	1,570	1,322	12/13/2024
3130AL2G8	5504	Federal Home Loan Bank		02/18/2021	10,000,000.00	9,890,751.40	10,000,000.00	0.600	0.600	1,826	1,754	02/18/2026
3130ALKL7	5507	Federal Home Loan Bank		03/25/2021	5,000,000.00	4,979,939.15	5,000,000.00	0.850	0.850	1,826	1,789	03/25/2026
3130ALKL7	5508	Federal Home Loan Bank		03/25/2021	5,000,000.00	4,979,939.15	5,000,000.00	0.850	0.850	1,826	1,789	03/25/2026
3130AM2K7	5513	Federal Home Loan Bank		04/28/2021	10,000,000.00	9,997,192.30	10,000,000.00	0.500	1.097	1,826	1,823	04/28/2026
3130A9V32	5062	Federal Home Loan Bank-CN		11/15/2016	5,000,000.00	5,051,456.45	5,000,000.00	2.000	1.715	1,826	198	11/15/2021
3130A7PH2	5444	Federal Home Loan Bank-CN		02/28/2020	3,000,000.00	3,129,219.66	3,057,901.55	1.875	1.180	1,470	1,042	03/08/2024
3134GUPU8	5419	Federal Home Loan Mortgage Cor		11/12/2019	3,000,000.00	3,000,823.41	2,995,658.81	1.750	1.800	1,641	1,105	05/10/2024
3134GBHM7	5422	Federal Home Loan Mortgage Cor		11/22/2019	2,000,000.00	2,049,761.44	2,019,545.42	2.625	1.613	887	361	04/27/2022
3134GVL63	5449	Federal Home Loan Mortgage Cor		06/09/2020	5,000,000.00	5,001,140.30	5,000,000.00	0.420	0.420	913	587	12/09/2022
3134GVW95	5452	Federal Home Loan Mortgage Cor		06/24/2020	5,000,000.00	5,001,167.35	5,000,000.00	0.550	0.550	1,461	1,150	06/24/2024
3134GWND4	5461	Federal Home Loan Mortgage Cor		08/12/2020	5,000,000.00	4,966,113.50	5,000,000.00	0.600	0.600	1,826	1,564	08/12/2025
3134GWMX1	5464	Federal Home Loan Mortgage Cor		08/24/2020	5,000,000.00	4,978,817.35	5,000,000.00	0.350	0.350	1,369	1,119	05/24/2024
3134GWUY0	5476	Federal Home Loan Mortgage Cor		10/19/2020	6,698,000.00	6,677,602.58	6,698,000.00	0.400	0.400	1,533	1,339	12/30/2024
3134GW3W4	5477	Federal Home Loan Mortgage Cor		10/28/2020	5,000,000.00	4,979,813.25	5,000,000.00	0.410	0.410	1,461	1,276	10/28/2024

Santa Clara Valley Water Dist.
Portfolio Management
Portfolio Details - Investments
April 30, 2021

CUSIP	Investment #	Issuer	Average Balance	Purchase Date	Par Value	Market Value	Book Value	Stated Rate	YTM 365	Term	Days to Maturity	Maturity Date
Federal Agency Issues - Coupon												
3134GW5Q5	5478	Federal Home Loan Mortgage Cor		10/29/2020	5,000,000.00	4,922,945.20	5,000,000.00	0.450	0.450	1,553	1,369	01/29/2025
3134GXBM5	5485	Federal Home Loan Mortgage Cor		12/01/2020	5,000,000.00	4,972,843.25	5,001,583.33	0.600	0.600	1,807	1,656	11/12/2025
3134GXFX7	5486	Federal Home Loan Mortgage Cor		12/16/2020	5,000,000.00	4,980,960.00	5,000,000.00	0.375	0.375	1,370	1,234	09/16/2024
3134GXHK3	5490	Federal Home Loan Mortgage Cor		12/24/2020	5,000,000.00	4,917,079.20	5,000,000.00	0.410	0.410	1,551	1,423	03/24/2025
3134GXJB1	5492	Federal Home Loan Mortgage Cor		12/28/2020	5,000,000.00	4,916,570.95	5,000,000.00	0.420	0.447	1,551	1,427	03/28/2025
3137EAEX3	5479	Fed Home Loan Mort Corp-CN		10/21/2020	5,000,000.00	4,920,429.70	4,981,550.77	0.375	0.460	1,798	1,606	09/23/2025
3137EAEU9	5498	Fed Home Loan Mort Corp-CN		01/27/2021	6,900,000.00	6,808,195.09	6,898,481.81	0.375	0.382	1,636	1,542	07/21/2025
3137EAEX3	5501	Fed Home Loan Mort Corp-CN		01/28/2021	1,000,000.00	984,085.94	998,904.41	0.375	0.400	1,699	1,606	09/23/2025
3135G0T45	5299	Fed Natl Mortgage Assoc		12/18/2018	3,000,000.00	3,049,811.07	2,977,292.50	1.875	2.733	1,204	339	04/05/2022
3135G0U35	5312	Fed Natl Mortgage Assoc		12/24/2018	3,000,000.00	3,011,244.36	3,000,383.35	2.750	2.656	911	52	06/22/2021
3136G02F7	5326	Fed Natl Mortgage Assoc		01/25/2019	2,173,000.00	2,173,355.76	2,172,649.31	1.600	2.603	833	6	05/07/2021
3135G0T45	5391	Fed Natl Mortgage Assoc		06/24/2019	5,000,000.00	5,083,018.45	5,003,090.82	1.875	1.806	1,016	339	04/05/2022
3136G03S8	5420	Fed Natl Mortgage Assoc		11/21/2019	1,000,000.00	1,000,466.03	1,000,019.88	1.650	1.594	540	13	05/14/2021
3135G0V34	5429	Fed Natl Mortgage Assoc		12/11/2019	5,000,000.00	5,302,343.10	5,106,153.08	2.500	1.700	1,517	1,010	02/05/2024
3136G4XE8	5457	Fed Natl Mortgage Assoc		06/22/2020	5,000,000.00	5,001,755.20	5,000,000.00	0.520	0.520	1,278	965	12/22/2023
3136G4D26	5458	Fed Natl Mortgage Assoc		07/28/2020	5,000,000.00	5,000,718.40	5,000,000.00	0.400	0.400	1,095	818	07/28/2023
3136G4T52	5465	Fed Natl Mortgage Assoc		08/26/2020	4,050,000.00	3,988,655.50	4,050,000.00	0.520	0.520	1,644	1,396	02/25/2025
3135G04Z3	5488	Fed Natl Mortgage Assoc		12/09/2020	5,000,000.00	4,961,233.85	5,018,383.32	0.500	0.410	1,651	1,508	06/17/2025
3135GA2Z3	5491	Fed Natl Mortgage Assoc		12/10/2020	5,000,000.00	4,937,502.05	5,001,788.89	0.560	0.560	1,803	1,661	11/17/2025
3135G04Z3	5494	Fed Natl Mortgage Assoc		01/13/2021	5,000,000.00	4,961,233.85	5,005,879.47	0.500	0.480	1,616	1,508	06/17/2025
3135G05X7	5495	Fed Natl Mortgage Assoc		01/12/2021	5,000,000.00	4,932,024.25	4,978,647.68	0.375	0.475	1,686	1,577	08/25/2025
3135G06G3	5497	Fed Natl Mortgage Assoc		01/20/2021	4,900,000.00	4,842,718.46	4,913,254.90	0.500	0.461	1,752	1,651	11/07/2025
3135G04Z3	5502	Fed Natl Mortgage Assoc		02/04/2021	5,000,000.00	4,961,233.85	5,024,727.28	0.500	0.395	1,594	1,508	06/17/2025
3135G03U5	5506	Fed Natl Mortgage Assoc		02/26/2021	5,000,000.00	4,995,868.40	5,002,912.70	0.625	0.610	1,516	1,452	04/22/2025
3135G03U5	5511	Fed Natl Mortgage Assoc		03/05/2021	5,000,000.00	4,995,868.40	5,016,648.49	0.625	0.540	1,509	1,452	04/22/2025
3136G3U94	5325	FNMA Discount Notes		01/25/2019	1,000,000.00	1,000,777.04	999,226.86	1.400	2.603	851	24	05/25/2021
3135G0U43	5341	FNMA Discount Notes		02/12/2019	3,000,000.00	3,188,280.63	3,021,847.49	2.875	2.546	1,673	864	09/12/2023
880591EN8	5344	Tennessee Valley Authority		02/28/2019	4,473,000.00	4,567,447.84	4,435,430.13	1.875	2.560	1,264	471	08/15/2022
Subtotal and Average			369,812,583.97		375,130,000.00	380,503,383.02	376,773,091.23		1.317	1,459	992	
Negotiable CD's - Interest Bearing												
33715LBT6	5260	First Tech Fed Credit Union		07/16/2018	240,000.00	249,197.04	240,000.00	3.250	3.253	1,463	443	07/18/2022
79772FAF3	5445	San Francisco FCU		03/27/2020	240,000.00	246,393.60	240,000.00	1.100	1.094	1,826	1,426	03/27/2025
Subtotal and Average			480,000.00		480,000.00	495,590.64	480,000.00		2.173	1,645	935	
LAIF												
SYS88-0237LAIF	88-0237LAIF	Local Agency Investment Fund			74,198,924.00	74,198,924.00	74,198,924.00	0.440	0.440	1	1	
Subtotal and Average			74,161,136.63		74,198,924.00	74,198,924.00	74,198,924.00		0.440	1	1	

Santa Clara Valley Water Dist. Portfolio Management Portfolio Details - Investments April 30, 2021

CUSIP	Investment #	Issuer	Average Balance	Purchase Date	Par Value	Market Value	Book Value	Stated Rate	YTM 365	Term	Days to Maturity	Maturity Date
Medium Term Notes												
037833DE7	5202	Apple Inc		05/03/2018	3,000,000.00	3,109,619.88	2,962,801.99	2.400	2.819	1,716	622	01/13/2023
037833DX5	5505	Apple Inc		02/23/2021	2,000,000.00	1,977,622.26	1,990,435.57	0.550	0.664	1,639	1,572	08/20/2025
478160CD4	5265	Johnson & Johnson		08/30/2018	3,000,000.00	3,043,817.82	2,984,806.75	2.250	2.889	1,281	306	03/03/2022
478160BT0	5350	Johnson & Johnson		03/05/2019	2,000,000.00	2,058,398.82	1,977,644.57	2.050	2.697	1,457	669	03/01/2023
594918BH6	5203	Microsoft Corp		05/03/2018	2,000,000.00	2,065,596.92	1,989,073.01	2.650	3.041	1,645	551	11/03/2022
742651DR0	5367	Private Export Funding Corp		04/08/2019	3,003,000.00	3,083,158.45	2,987,056.04	2.050	2.412	1,317	563	11/15/2022
Subtotal and Average			14,888,915.95		15,003,000.00	15,338,214.15	14,891,817.93		2.477	1,495	671	
Money Market Account												
23380W523	4102	Daily Income US Gov MMF			57,583,225.18	57,583,225.18	57,583,225.18	0.040	0.040	1	1	
Subtotal and Average			51,723,996.85		57,583,225.18	57,583,225.18	57,583,225.18		0.040	1	1	
TimeCD_Deposit Account												
SYS5317	5317	Excite CU FKA Alliance CU			243,477.01	243,477.01	243,477.01	2.470	2.470	1	1	
SYS5311	5311	Bank of San Francisco			244,183.43	244,183.43	244,183.43	2.250	2.250	1	1	
SYS5481	5481	Bank of San Francisco		10/29/2020	14,031,724.93	14,031,724.93	14,031,724.93	0.449	0.449	1	1	
SYS5309	5309	Community Bank of the Bay			250,000.00	250,000.00	250,000.00	2.701	2.701	1	1	
SYS5371	5371	Community Bank of the Bay			5,134,256.68	5,134,256.68	5,134,256.68	0.500	0.500	1	1	
SYS4912	4912	Deposit Account			70,882,516.00	70,882,516.00	70,882,516.00	0.050	0.050	1	1	
SYS5395	5395	Meriwest Credit Union			248,236.21	248,236.21	248,236.21	0.500	0.500	1	1	
SYS5398	5398	Meriwest Credit Union			4,912,232.97	4,912,232.97	4,912,232.97	2.500	2.500	1	1	
SYS5397	5397	Provident Credit Union			242,041.41	242,041.41	242,041.41	2.579	2.579	1	1	
SYS5310	5310	Technology Credit Union			256,845.97	256,845.97	256,845.97	2.776	2.776	1	1	
SYS5369	5369	Technology Credit Union			15,393,136.83	15,393,136.83	15,393,136.83	0.410	0.410	1	1	
Subtotal and Average			108,260,698.34		111,838,651.44	111,838,651.44	111,838,651.44		0.307	1	1	
Supranational												
4581X0DK1	5503	INTERAMERI DEV		02/05/2021	3,000,000.00	3,124,140.00	3,155,744.75	1.750	0.396	1,498	1,413	03/14/2025
459058FH1	5209	INTL BK RECON & DEVELOP		05/15/2018	2,000,000.00	2,001,282.98	1,998,260.96	1.376	2.805	1,105	23	05/24/2021
459058GL1	5290	INTL BK RECON & DEVELOP		12/03/2018	3,000,000.00	3,192,270.00	3,002,966.57	3.000	2.955	1,759	879	09/27/2023
45950VPT7	5509	INTL FINANCE CORP		03/15/2021	5,000,000.00	4,962,825.45	5,000,000.00	0.500	0.500	1,826	1,779	03/15/2026
Subtotal and Average			14,357,503.41		13,000,000.00	13,280,518.43	13,156,972.28		1.385	1,623	1,219	
Municipal Bonds												
54438CYK2	5484	Los Angeles Community College		11/10/2020	1,000,000.00	995,900.00	1,000,000.00	0.773	0.773	1,725	1,553	08/01/2025
010878AN6	5198	County of Alameda		03/29/2018	2,305,000.00	2,412,320.80	2,336,489.37	4.000	2.832	1,586	457	08/01/2022
127109QA7	5402	Cabrillo Comnt		10/08/2019	1,230,000.00	1,275,374.70	1,230,000.00	2.034	2.034	1,759	1,188	08/01/2024
13066YTY5	5054	CA Department Water Resources		09/28/2016	2,226,427.09	2,226,427.09	2,226,427.09	1.713	1.713	1,676	0	05/01/2021

Santa Clara Valley Water Dist.
Portfolio Management
Portfolio Details - Investments
April 30, 2021

CUSIP	Investment #	Issuer	Average Balance	Purchase Date	Par Value	Market Value	Book Value	Stated Rate	YTM 365	Term	Days to Maturity	Maturity Date
Municipal Bonds												
13066YTZ2	5263	CA Department Water Resources		08/13/2018	2,000,000.00	2,035,800.00	1,983,151.57	2.000	2.894	1,357	365	05/01/2022
13034AL65	5487	CA Infrastructure & Econ Dev		12/17/2020	1,250,000.00	1,243,425.00	1,250,000.00	0.765	0.765	1,749	1,614	10/01/2025
544351MN6	5246	City of Los Angeles CA		07/12/2018	2,500,000.00	2,585,875.00	2,500,000.00	2.900	2.899	1,512	488	09/01/2022
544351MN6	5247	City of Los Angeles CA		07/12/2018	2,500,000.00	2,585,875.00	2,500,000.00	2.900	2.899	1,512	488	09/01/2022
702274CN9	5285	City of Pasadena		12/06/2018	1,055,000.00	1,102,095.20	1,055,000.00	3.338	3.338	1,456	579	12/01/2022
702274CM1	5286	City of Pasadena		12/06/2018	500,000.00	508,150.00	500,000.00	3.235	3.235	1,091	214	12/01/2021
368079HR3	5362	Gavilan Joint Community CLG-A1		04/18/2019	2,000,000.00	2,011,280.00	2,000,000.00	2.450	2.449	836	92	08/01/2021
368079HS1	5363	Gavilan Joint Community CLG-A1		04/18/2019	500,000.00	514,175.00	500,000.00	2.520	2.519	1,201	457	08/01/2022
368079HT9	5364	Gavilan Joint Community CLG-A1		04/18/2019	400,000.00	419,664.00	400,000.00	2.620	2.619	1,566	822	08/01/2023
368079KB4	5471	Gavilan Joint Community CLG-A1		10/15/2020	750,000.00	751,830.00	750,000.00	0.524	0.524	1,020	822	08/01/2023
368079KC2	5472	Gavilan Joint Community CLG-A1		10/15/2020	600,000.00	600,228.00	600,000.00	0.739	0.739	1,386	1,188	08/01/2024
376087FY3	5414	Gilroy USD		10/31/2019	600,000.00	619,392.00	600,000.00	1.793	1.793	1,370	822	08/01/2023
376087FZ0	5415	Gilroy USD		10/31/2019	550,000.00	572,511.50	550,000.00	1.833	1.833	1,736	1,188	08/01/2024
54465AGP1	5368	LA County Redev Agency		04/22/2019	1,750,000.00	1,813,157.50	1,731,514.91	2.000	2.480	1,593	853	09/01/2023
544290JB6	5407	Los Altos School District		10/17/2019	1,750,000.00	1,786,732.50	1,750,000.00	1.896	1.896	1,019	457	08/01/2022
544290JC4	5408	Los Altos School District		10/17/2019	1,500,000.00	1,505,955.00	1,500,000.00	2.143	2.143	1,384	822	08/01/2023
530319SK9	5468	Liberty Union HSD		10/07/2020	800,000.00	798,280.00	800,000.00	0.650	0.643	1,394	1,188	08/01/2024
530319SL7	5469	Liberty Union HSD		10/07/2020	825,000.00	817,764.75	825,000.00	0.760	0.760	1,759	1,553	08/01/2025
542411NJ8	5413	Long Beach Community College		10/23/2019	2,500,000.00	2,604,850.00	2,500,000.00	1.803	1.803	1,744	1,188	08/01/2024
56781RJG3	5329	Marin CCD GO-B1		02/07/2019	600,000.00	635,250.00	600,000.00	2.895	2.895	1,636	822	08/01/2023
56781RJF5	5330	Marin CCD GO-B1		02/07/2019	500,000.00	516,560.00	500,000.00	2.813	2.813	1,271	457	08/01/2022
56781RGP6	5349	Marin CCD GO-B1		03/04/2019	2,080,000.00	2,142,524.80	2,079,145.62	2.566	2.600	1,246	457	08/01/2022
677765GV5	5401	Ohlone Community College		09/26/2019	2,000,000.00	2,082,620.00	2,000,000.00	1.814	1.814	1,771	1,188	08/01/2024
677765GW3	5480	Ohlone Community College		10/22/2020	2,865,000.00	3,006,158.55	3,017,388.00	1.975	0.700	1,744	1,553	08/01/2025
799306QJ7	5417	San Rafael CA Elem Sch Dist		11/13/2019	1,000,000.00	1,029,150.00	1,000,000.00	1.865	1.865	1,357	822	08/01/2023
796815ZG6	5393	San Bernardino County		07/02/2019	5,000,000.00	5,117,200.00	5,000,000.00	2.050	2.050	1,187	518	10/01/2022
801577NR4	5388	SC County Financing Auth		06/27/2019	2,000,000.00	2,000,000.00	2,000,000.00	2.050	1.944	674	0	05/01/2021
7976465A0	5343	San Francisco City & County CA		02/26/2019	455,000.00	467,148.50	455,000.00	2.623	2.622	1,205	410	06/15/2022
79773KDC5	5512	SF City and County GO Bonds		03/30/2021	830,000.00	827,941.60	830,000.00	0.728	0.728	1,538	1,506	06/15/2025
797669XU7	5294	SF Bay Area Rapid Transit Dist		12/10/2018	1,385,000.00	1,389,999.85	1,383,830.64	2.387	2.916	934	61	07/01/2021
79765R3U1	5164	San Fran CY&Cnty CA PUC WTR		12/28/2017	1,000,000.00	1,035,110.00	1,000,000.00	2.619	2.619	1,769	549	11/01/2022
79765R3U1	5331	San Fran CY&Cnty CA PUC WTR		01/29/2019	875,000.00	905,721.25	871,679.92	2.619	2.887	1,372	549	11/01/2022
798170AE6	5189	San Jose Redevelopment Ag		02/26/2018	3,000,000.00	3,086,100.00	2,992,983.39	2.630	2.830	1,617	457	08/01/2022
798170AE6	5190	San Jose Redevelopment Ag		02/28/2018	2,000,000.00	2,057,400.00	1,996,485.88	2.630	2.780	1,615	457	08/01/2022
798189PD2	5220	San Jose Evergreen		06/05/2018	230,000.00	233,645.50	231,413.61	5.000	3.051	1,184	123	09/01/2021
798189PE0	5221	San Jose Evergreen		06/05/2018	130,000.00	138,251.10	132,860.34	5.000	3.223	1,549	488	09/01/2022
798186N81	5493	San Jose Unified Sch District		01/20/2021	1,000,000.00	990,280.00	1,000,000.00	0.558	0.558	1,654	1,553	08/01/2025
802498UG8	5411	Santa Monica-Malibu USD		11/06/2019	650,000.00	669,649.50	650,000.00	1.669	1.669	1,364	822	08/01/2023

**Santa Clara Valley Water Dist.
Portfolio Management
Portfolio Details - Investments
April 30, 2021**

CUSIP	Investment #	Issuer	Average Balance	Purchase Date	Par Value	Market Value	Book Value	Stated Rate	YTM 365	Term	Days to Maturity	Maturity Date
Municipal Bonds												
802498UH6	5412	Santa Monica-Malibu USD		11/06/2019	500,000.00	518,965.00	500,000.00	1.719	1.719	1,730	1,188	08/01/2024
835569GR9	5416	Sonoma County CA Jnr Clg Dist		11/12/2019	1,000,000.00	1,039,380.00	1,000,000.00	2.061	2.061	1,724	1,188	08/01/2024
799408Z85	5475	SAN RAMON VALLEY UNIFIED		10/20/2020	1,700,000.00	1,685,788.00	1,700,000.00	0.740	0.740	1,746	1,553	08/01/2025
91412HEW9	5352	University of California		03/19/2019	250,000.00	256,337.50	250,000.00	2.608	2.607	1,153	379	05/15/2022
91412HEX7	5353	University of California		03/19/2019	600,000.00	628,956.00	600,000.00	2.657	2.657	1,518	744	05/15/2023
91412GQF5	5365	University of California		05/15/2019	500,000.00	535,415.00	504,321.30	2.900	2.595	1,827	1,110	05/15/2024
91412GWX9	5366	University of California		04/09/2019	1,000,000.00	1,000,740.00	1,000,066.11	2.526	2.350	767	14	05/15/2021
91412GQE8	5370	University of California		05/01/2019	1,565,000.00	1,643,469.10	1,572,228.81	2.750	2.510	1,475	744	05/15/2023
91412GQD0	5399	University of California		08/21/2019	500,000.00	512,480.00	504,496.36	2.570	1.680	998	379	05/15/2022
91412GUZ6	5400	University of California		09/04/2019	265,000.00	273,707.90	269,386.97	3.338	1.700	984	379	05/15/2022
923040GU7	5409	Ventura Cnty Comm College Dist		10/31/2019	1,000,000.00	1,033,000.00	1,000,000.00	1.800	1.800	1,736	1,188	08/01/2024
923040GT0	5410	Ventura Cnty Comm College Dist		10/31/2019	1,250,000.00	1,284,087.50	1,250,000.00	1.750	1.750	1,370	822	08/01/2023
923078CS6	5447	Ventura Cnty CA Public Fin		06/11/2020	500,000.00	503,110.00	500,000.00	0.848	0.848	873	549	11/01/2022
93974D5Q7	5279	Washington State GO Bond		10/01/2018	2,000,000.00	2,121,220.00	1,995,614.83	3.030	3.136	1,765	822	08/01/2023
Subtotal and Average			71,476,081.94		71,321,427.09	73,154,429.69	71,474,484.72		2.108	1,447	730	
Total and Average			735,146,210.96		748,555,227.71	756,448,124.55	750,381,688.73		1.075	982	640	

**Santa Clara Valley Water Dist.
Portfolio Management
Portfolio Details - Cash
April 30, 2021**

CUSIP	Investment #	Issuer	Average Balance	Purchase Date	Par Value	Market Value	Book Value	Stated Rate	YTM 365	Term	Days to Maturity
Average Balance			0.00							0	0
Total Cash and Investments			735,146,210.96		748,555,227.71	756,448,124.55	750,381,688.73		1.075	982	640



**Santa Clara Valley Water Dist.
Purchases Report
Sorted by Fund - Fund
April 1, 2021 - April 30, 2021**

SANTA CLARA VALLEY WATER
5750 Almaden Expressway
San Jose, San Jose, Ca 951
(408)265-2607

CUSIP	Investment #	Fund	Sec. Type	Issuer	Original Par Value	Purchase Date	Payment	Principal Purchase	Accrued at Purchase	Rate at Purchas	Maturity Date	YTM	Ending Book Value
Treasury Management Fund													
3130AM2K7	5513	82	FAC	FHLB	10,000,000.00	04/28/2021	10/28 - 04/28	10,000,000.00		0.500	04/28/2026	1.097	10,000,000.00
				Subtotal	10,000,000.00			10,000,000.00	0.00				10,000,000.00
				Total Purchases	10,000,000.00			10,000,000.00	0.00				10,000,000.00



**Santa Clara Valley Water Dist.
Transaction Activity Report
April 1, 2021 - April 30, 2021**

SANTA CLARA VALLEY WATER
5750 Almaden Expressway
San Jose, Ca 951
(408)265-2607

**Sorted by Transaction Date - Transaction Date
All Funds**

Investment #	Fund	CUSIP	Inv Descrip	TransactionType	TransactionDate	MaturityDate	RedemptionType	New Principal	Principal Paydowns	Interest	Total Cash
4102	82	23380W523	Money Market Fund	Purchase	04/01/2021			845.23			-845.23
4102	82	23380W523	Money Market Fund	Purchase	04/01/2021			2,762.50			-2,762.50
4102	82	23380W523	Money Market Fund	Purchase	04/01/2021			51,250.00			-51,250.00
4102	82	23380W523	Money Market Fund	Purchase	04/01/2021			6,029,000.00			-6,029,000.00
4102	82	23380W523	Money Market Fund	Redemption	04/01/2021				8,784,000.00		8,784,000.00
5393	82	796815ZG6	San Bernardino Cnty	Interest	04/01/2021	10/01/2022				51,250.00	51,250.00
5487	82	13034AL65	CASDEV 0.765%	Interest	04/01/2021	10/01/2025				2,762.50	2,762.50
4102	82	23380W523	Money Market Fund	Interest	04/01/2021					845.23	845.23
Totals for 04/01/2021								6,083,857.73	8,784,000.00	54,857.73	2,755,000.00
4102	82	23380W523	Money Market Fund	Purchase	04/05/2021			75,000.00			-75,000.00
4102	82	23380W523	Money Market Fund	Purchase	04/05/2021			7,667,000.00			-7,667,000.00
5299	82	3135G0T45	FEDERAL NATL	Interest	04/05/2021	04/05/2022				28,125.00	28,125.00
5391	82	3135G0T45	FEDERAL NATL	Interest	04/05/2021	04/05/2022				46,875.00	46,875.00
Totals for 04/05/2021								7,742,000.00		75,000.00	-7,667,000.00
4102	82	23380W523	Money Market Fund	Redemption	04/06/2021				690,000.00		690,000.00
Totals for 04/06/2021									690,000.00		690,000.00
4102	82	23380W523	Money Market Fund	Redemption	04/07/2021				1,416,000.00		1,416,000.00
Totals for 04/07/2021									1,416,000.00		1,416,000.00
4102	82	23380W523	Money Market Fund	Redemption	04/08/2021				6,060,000.00		6,060,000.00
Totals for 04/08/2021									6,060,000.00		6,060,000.00
4102	82	23380W523	Money Market Fund	Redemption	04/09/2021				543,000.00		543,000.00
Totals for 04/09/2021									543,000.00		543,000.00
4102	82	23380W523	Money Market Fund	Redemption	04/12/2021				390,000.00		390,000.00
Totals for 04/12/2021									390,000.00		390,000.00
4102	82	23380W523	Money Market Fund	Purchase	04/13/2021			62,500.00			-62,500.00
4102	82	23380W523	Money Market Fund	Purchase	04/13/2021			5,000,000.00			-5,000,000.00
5276	82	3135G0U27	FEDERAL NATL	Redemption	04/13/2021	04/13/2021	Maturity		5,000,000.00		5,000,000.00
4102	82	23380W523	Money Market Fund	Redemption	04/13/2021				1,683,000.00		1,683,000.00
5276	82	3135G0U27	FEDERAL NATL	Interest	04/13/2021	04/13/2021				62,500.00	62,500.00
Totals for 04/13/2021								5,062,500.00	6,683,000.00	62,500.00	1,683,000.00
4102	82	23380W523	Money Market Fund	Purchase	04/14/2021			16,350,000.00			-16,350,000.00
Totals for 04/14/2021								16,350,000.00			-16,350,000.00

Portfolio SCVW

AC

TA (PRF_TA) 7.1.1
Report Ver. 7.3.6.1

Santa Clara Valley Water Dist.
Transaction Activity Report
 Sorted by Transaction Date - Transaction Date

Investment #	Fund	CUSIP	Inv Descrip	TransactionType	TransactionDate	MaturityDate	RedemptionType	New Principal	Principal Paydowns	Interest	Total Cash
88-0237LAIF	82	SYS88-0237LAIF	LAIF 4.958%	Purchase	04/15/2021			80,972.94			-80,972.94
4102	82	23380W523	Money Market Fund	Redemption	04/15/2021				857,000.00		857,000.00
88-0237LAIF	82	SYS88-0237LAIF	LAIF 4.958%	Interest	04/15/2021					80,972.94	80,972.94
Totals for 04/15/2021								80,972.94	857,000.00	80,972.94	857,000.00
4102	82	23380W523	Money Market Fund	Purchase	04/16/2021			662.47			-662.47
4102	82	23380W523	Money Market Fund	Purchase	04/16/2021			5,830,000.00			-5,830,000.00
5260	82	33715LBT6	1STTCH 3.25% MAT	Interest	04/16/2021	07/18/2022				662.47	662.47
Totals for 04/16/2021								5,830,662.47		662.47	-5,830,000.00
4102	82	23380W523	Money Market Fund	Purchase	04/19/2021			26,250.00			-26,250.00
4102	82	23380W523	Money Market Fund	Purchase	04/19/2021			2,000,000.00			-2,000,000.00
5208	82	4581X0DB1	IABD 2.625% MAT	Redemption	04/19/2021	04/19/2021	Maturity		2,000,000.00		2,000,000.00
4102	82	23380W523	Money Market Fund	Redemption	04/19/2021				7,000,000.00		7,000,000.00
5208	82	4581X0DB1	IABD 2.625% MAT	Interest	04/19/2021	04/19/2021				26,250.00	26,250.00
Totals for 04/19/2021								2,026,250.00	9,000,000.00	26,250.00	7,000,000.00
4102	82	23380W523	Money Market Fund	Redemption	04/20/2021				270,000.00		270,000.00
Totals for 04/20/2021									270,000.00		270,000.00
4102	82	23380W523	Money Market Fund	Purchase	04/21/2021			270,000.00			-270,000.00
Totals for 04/21/2021								270,000.00			-270,000.00
4102	82	23380W523	Money Market Fund	Purchase	04/22/2021			31,250.00			-31,250.00
4102	82	23380W523	Money Market Fund	Redemption	04/22/2021				4,090,000.00		4,090,000.00
5506	82	3135G03U5	FEDERAL NATL	Interest	04/22/2021	04/22/2025				15,625.00	15,625.00
5506	82	3135G03U5	FEDERAL NATL	Accr Int	04/22/2021	04/22/2025			10,763.89	-10,763.89	0.00
5511	82	3135G03U5	FEDERAL NATL	Interest	04/22/2021	04/22/2025				15,625.00	15,625.00
5511	82	3135G03U5	FEDERAL NATL	Accr Int	04/22/2021	04/22/2025			11,545.14	-11,545.14	0.00
Totals for 04/22/2021								31,250.00	4,112,309.03	8,940.97	4,090,000.00
4102	82	23380W523	Money Market Fund	Purchase	04/23/2021			840,000.00			-840,000.00
Totals for 04/23/2021								840,000.00			-840,000.00
4102	82	23380W523	Money Market Fund	Purchase	04/26/2021			7,083.33			-7,083.33
4102	82	23380W523	Money Market Fund	Purchase	04/26/2021			4,676,000.00			-4,676,000.00
5507	82	3130ALKL7	FEDERAL HOME	Interest	04/26/2021	03/25/2026				3,541.66	3,541.66
5508	82	3130ALKL7	FEDERAL HOME	Interest	04/26/2021	03/25/2026				3,541.67	3,541.67
Totals for 04/26/2021								4,683,083.33		7,083.33	-4,676,000.00
4102	82	23380W523	Money Market Fund	Purchase	04/27/2021			224.22			-224.22
4102	82	23380W523	Money Market Fund	Purchase	04/27/2021			63,000.00			-63,000.00
4102	82	23380W523	Money Market Fund	Purchase	04/27/2021			26,250.00			-26,250.00
4102	82	23380W523	Money Market Fund	Purchase	04/27/2021			1,930,000.00			-1,930,000.00
5249	82	3133EJTB5	FEDERAL FARM CR	Interest	04/27/2021	04/27/2022				63,000.00	63,000.00
5422	82	3134GBHM7	FEDERAL HOME	Interest	04/27/2021	04/27/2022				26,250.00	26,250.00
5445	82	79772FAF3	SF FCU 1.1% MAT	Interest	04/27/2021	03/27/2025				224.22	224.22

Santa Clara Valley Water Dist.
Transaction Activity Report
 Sorted by Transaction Date - Transaction Date

Investment #	Fund	CUSIP	Inv Descrip	TransactionType	TransactionDate	MaturityDate	RedemptionType	New Principal	Principal Paydowns	Interest	Total Cash
Totals for 04/27/2021								2,019,474.22		89,474.22	-1,930,000.00
5513	82	3130AM2K7	FEDERAL HOME	Purchase	04/28/2021	04/28/2026		10,000,000.00			-10,000,000.00
4102	82	23380W523	Money Market Fund	Purchase	04/28/2021			10,250.00			-10,250.00
4102	82	23380W523	Money Market Fund	Purchase	04/28/2021			4,627,000.00			-4,627,000.00
4102	82	23380W523	Money Market Fund	Redemption	04/28/2021				10,000,000.00		10,000,000.00
5477	82	3134GW3W4	FHLMC 0.41% MAT	Interest	04/28/2021	10/28/2024				10,250.00	10,250.00
Totals for 04/28/2021								14,637,250.00	10,000,000.00	10,250.00	-4,627,000.00
4102	82	23380W523	Money Market Fund	Purchase	04/29/2021			11,250.00			-11,250.00
5478	82	3134GW5Q5	FEDERAL HOME	Interest	04/29/2021	01/29/2025				11,250.00	11,250.00
Totals for 04/29/2021								11,250.00		11,250.00	0.00
4102	82	23380W523	Money Market Fund	Purchase	04/30/2021			350,000.00			-350,000.00
Totals for 04/30/2021								350,000.00			-350,000.00
Grand Total								66,018,550.69	48,805,309.03	427,241.66	-16,786,000.00